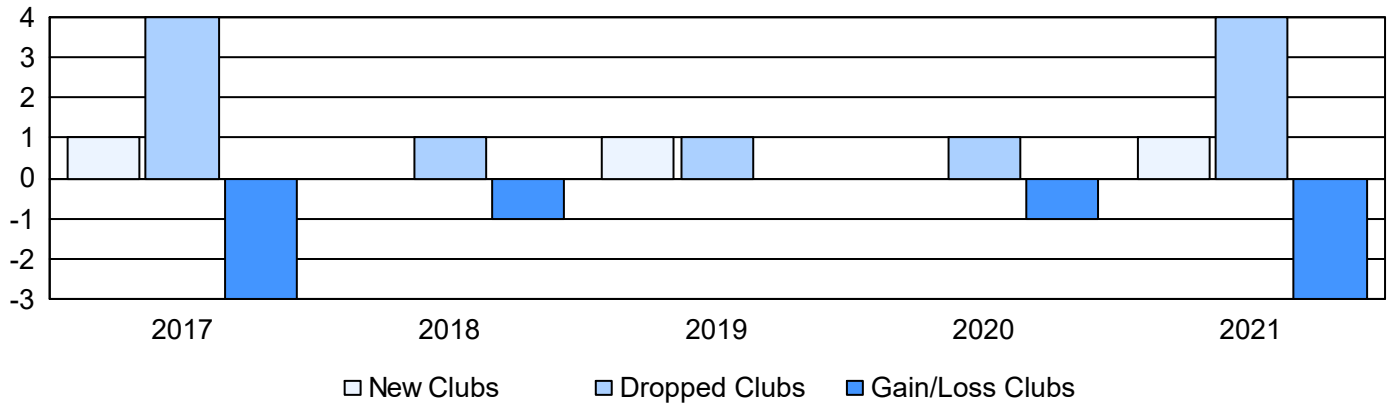
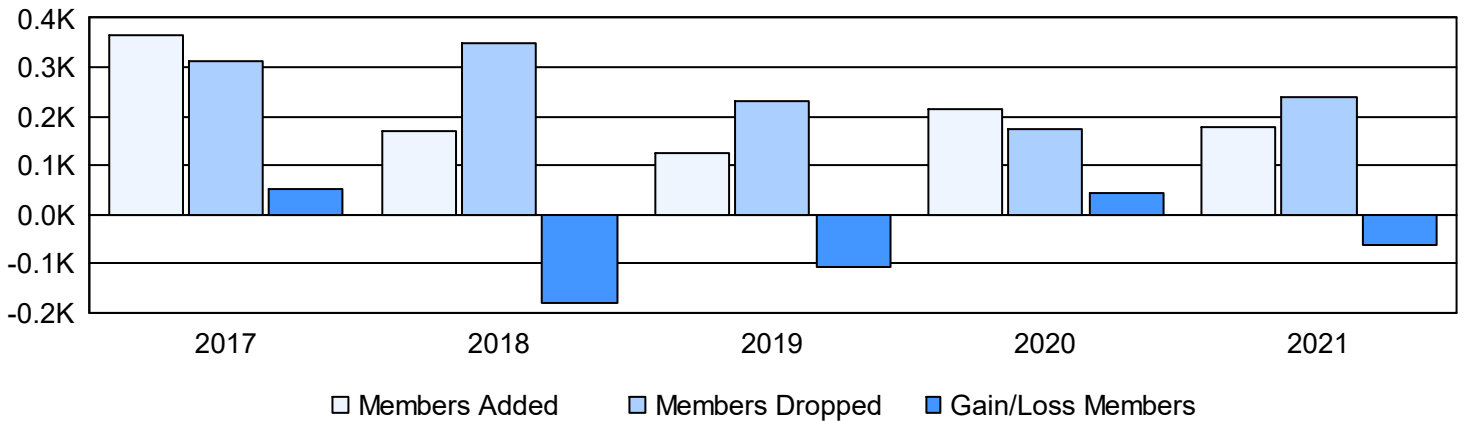


Year	New Clubs	Dropped Clubs	Gain/ Loss Clubs	New Members	Charter Members	Reinstate Members	Transfer Members	Total Member Added	Total Members Dropped	Gain/ Loss Members
2016-2017	1	4	-3	281	43	40	2	366	313	53
2017-2018	0	1	-1	137	24	5	2	168	347	-179
2018-2019	1	1	0	71	48	5	0	124	231	-107
2019-2020	0	1	-1	181	4	13	18	216	173	43
2020-2021	1	4	-3	121	37	18	2	178	239	-61
Average	1	2	-2	158	31	16	5	210	261	-50

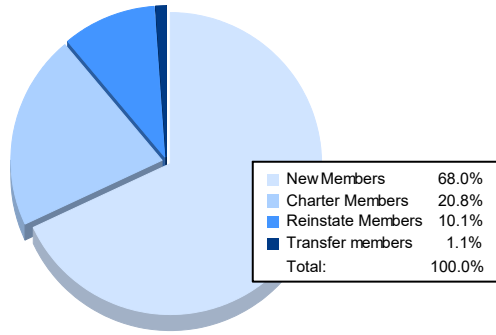
Clubs



Members



Membership Composition June 2021 Cumulative



Gender Composition June 2021 Cumulative

